

# WATCHDOG 900/900C: *How to Clean the Coils*




## Tools:

- Phillips Head Screwdriver
- **-OR-**
- #2 Phillips Drill
- Self-Rinsing, Foaming Coil Cleaner (such as WEB Coil Cleaner)



1. First, you will need to open the end cap so you have access to the drain tray (the coils are being the end cap without the display board). To do this, use the screwdriver or drill to remove the screws (one on each side of the end cap).



3. Carefully open the end cap so you have access to the coils.



4. Next, evenly spray the coils using the coil cleaner.



5. That's all you have to do. There's no need to rinse the coils because when you start using the unit again, the dehumidification process will do that for you.

6. Repeat this process once a year.